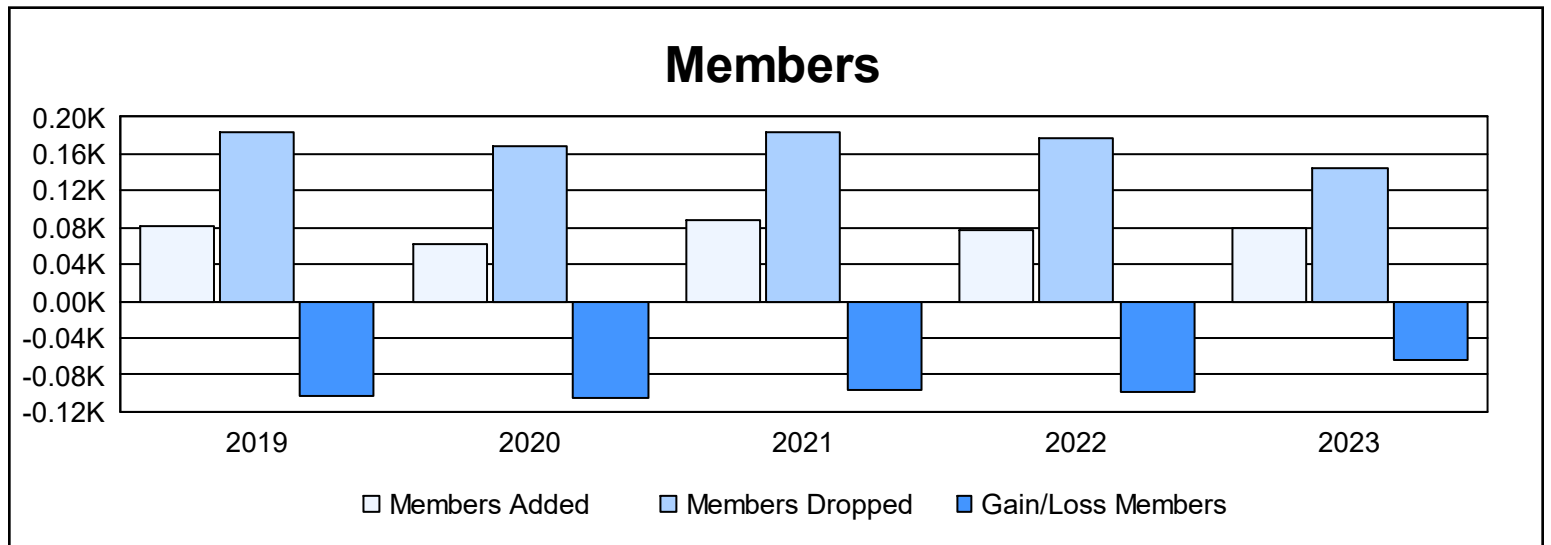
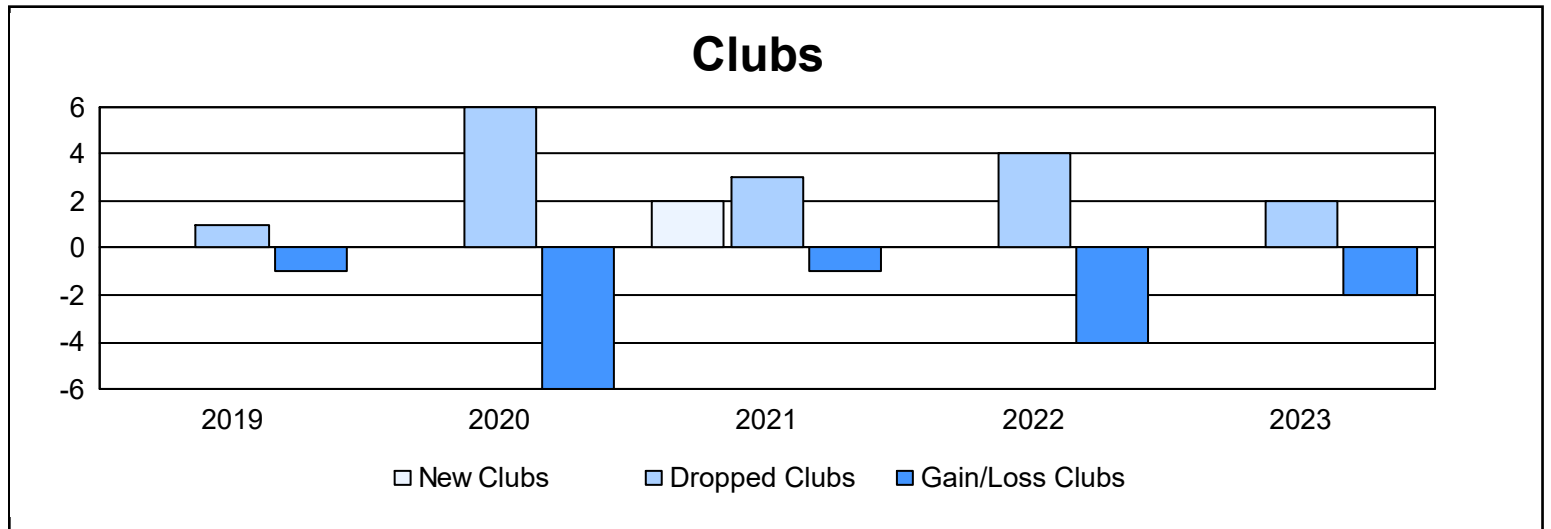
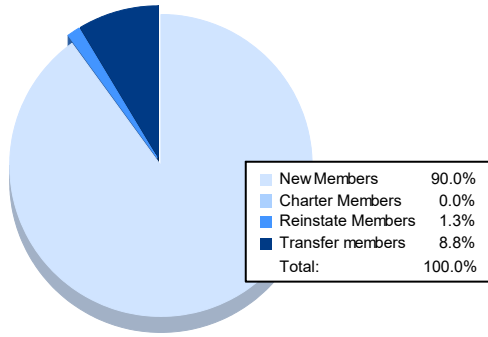


| Year | New Clubs | Dropped Clubs | Gain/ Loss Clubs | New Members | Charter Members | Reinstate Members | Transfer Members | Total Member Added | Total Members Dropped | Gain/ Loss Members |
|----------------|-----------|---------------|------------------|-------------|-----------------|-------------------|------------------|--------------------|-----------------------|--------------------|
| 2018-2019 | 0 | 1 | -1 | 72 | 0 | 4 | 6 | 82 | 184 | -102 |
| 2019-2020 | 0 | 6 | -6 | 47 | 1 | 1 | 14 | 63 | 169 | -106 |
| 2020-2021 | 2 | 3 | -1 | 40 | 43 | 2 | 2 | 87 | 184 | -97 |
| 2021-2022 | 0 | 4 | -4 | 57 | 1 | 0 | 20 | 78 | 177 | -99 |
| 2022-2023 | 0 | 2 | -2 | 72 | 0 | 1 | 7 | 80 | 145 | -65 |
| Average | 0 | 3 | -3 | 58 | 9 | 2 | 10 | 78 | 172 | -94 |



Membership Composition June 2023 Cumulative



Gender Composition June 2023 Cumulative

